

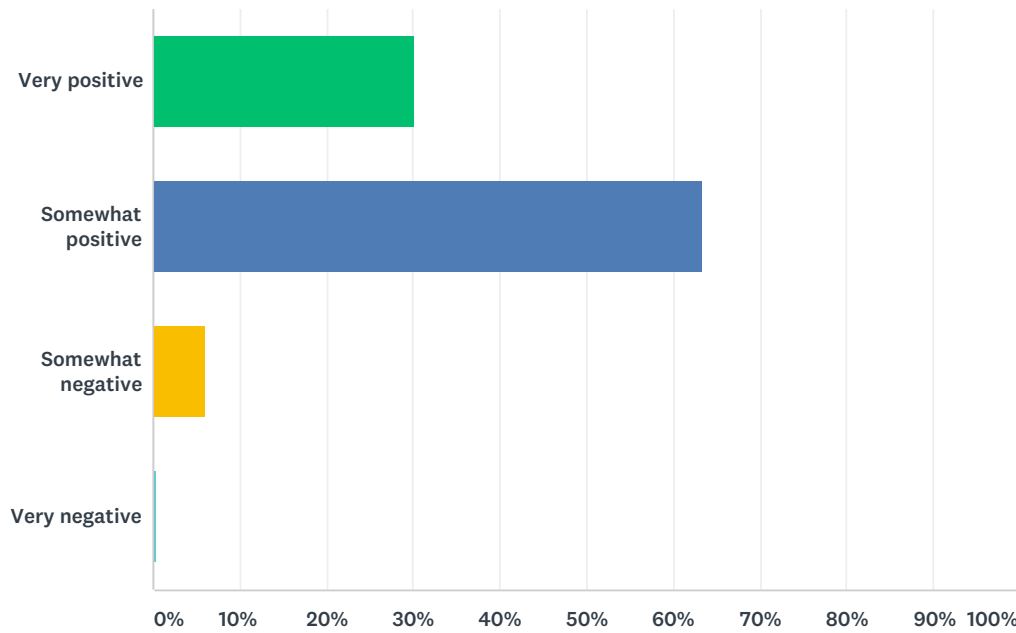


A Publication
of the South Carolina
Chamber of Commerce



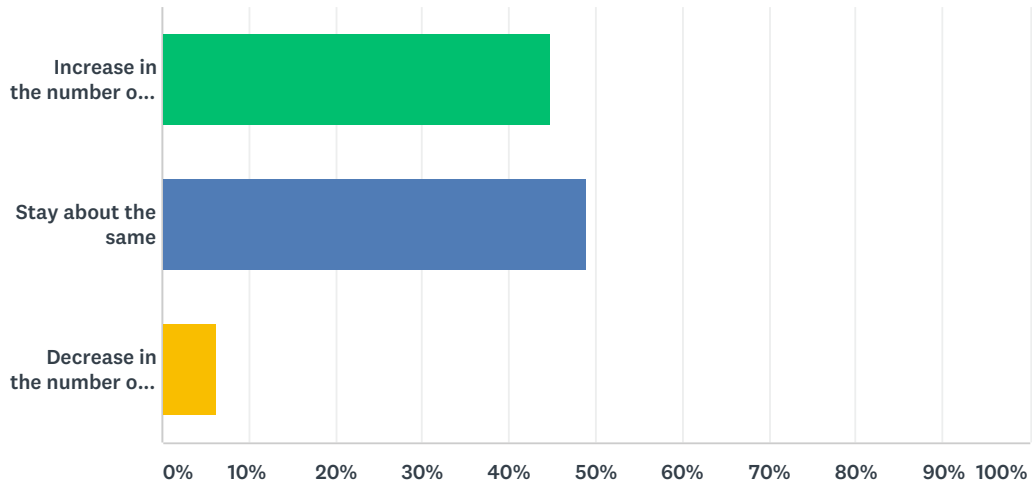
Spring 2019 Business Confidence Survey

Q1 How would you characterize your overall outlook for the economy over the next twelve months?



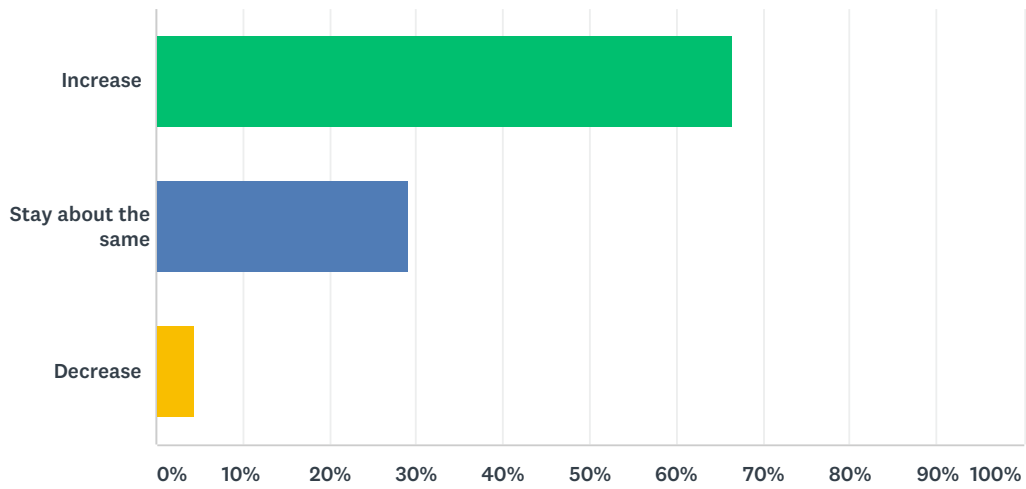
ANSWER CHOICES	RESPONSES	
Very positive	30.08%	74
Somewhat positive	63.41%	156
Somewhat negative	6.10%	15
Very negative	0.41%	1
TOTAL		246

Q2 Over the next twelve months, what do you expect in terms of South Carolina based head count at your company?



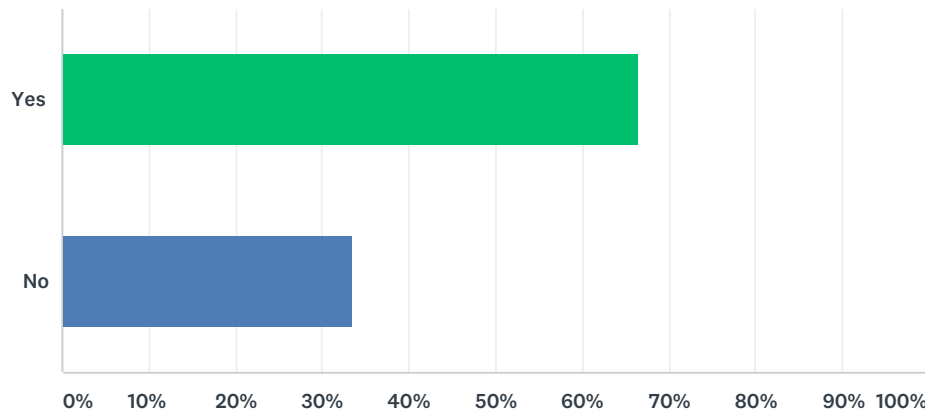
ANSWER CHOICES	RESPONSES	
Increase in the number of FTEs	44.86%	109
Stay about the same	48.97%	119
Decrease in the number of FTEs	6.17%	15
TOTAL		243

Q3 Over the next twelve months, what do you expect your company's volume in sales to do?



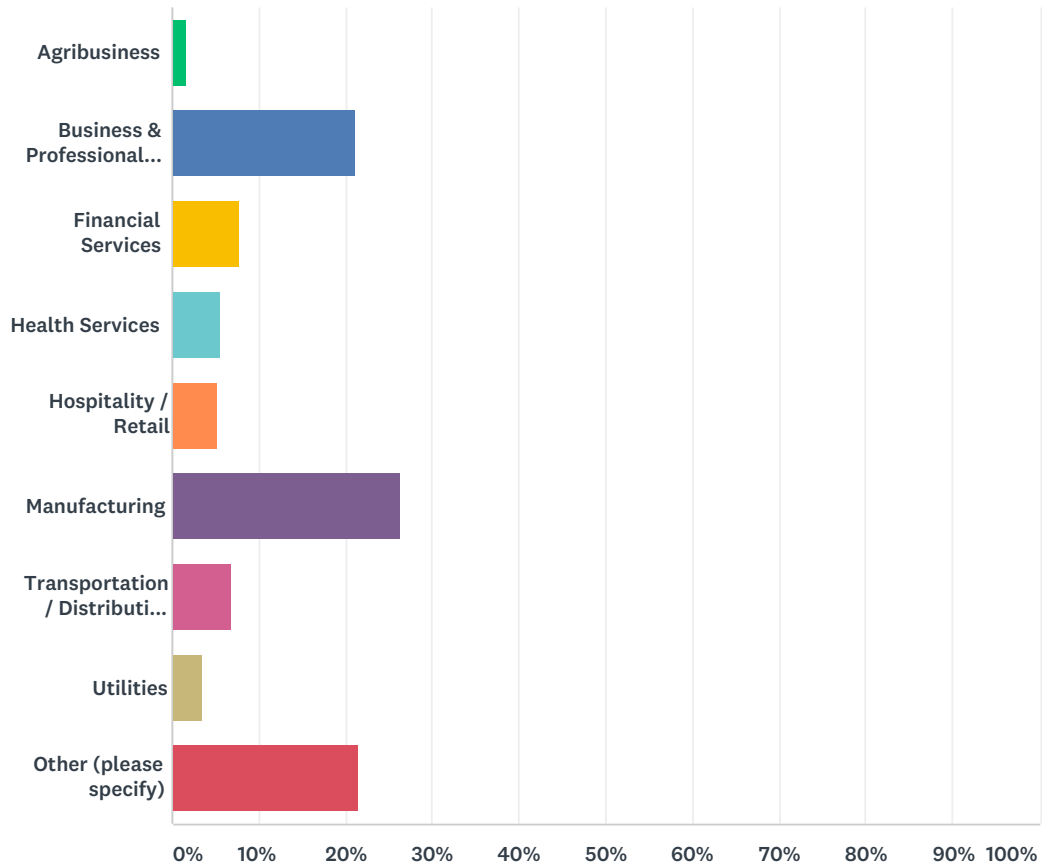
ANSWER CHOICES	RESPONSES	
Increase	66.53%	163
Stay about the same	28.98%	71
Decrease	4.49%	11
TOTAL		245

Q4 Within your locations in South Carolina, do you have unfilled positions that you are having trouble finding qualified candidates to fill?



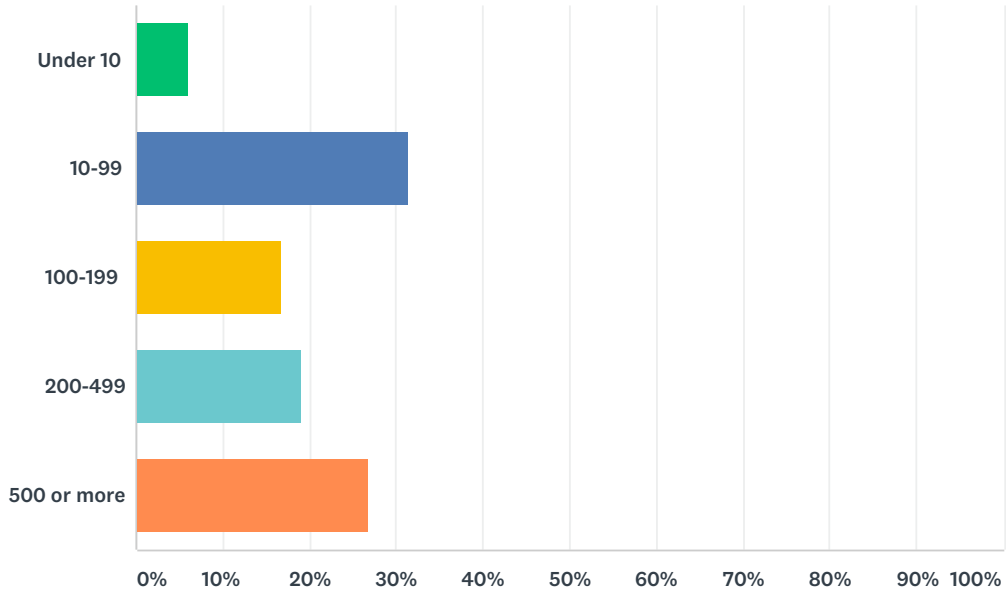
ANSWER CHOICES	RESPONSES	
Yes	66.53%	163
No	33.47%	82
TOTAL		245

Q5 What sector is your business in?



ANSWER CHOICES	RESPONSES	
Agribusiness	1.63%	4
Business & Professional Services / Insurance / Real Estate / Construction	21.14%	52
Financial Services	7.72%	19
Health Services	5.69%	14
Hospitality / Retail	5.28%	13
Manufacturing	26.42%	65
Transportation / Distribution / Logistics	6.91%	17
Utilities	3.66%	9
Other (please specify)	21.54%	53
TOTAL		246

Q6 How many South Carolina based employees do you have?



ANSWER CHOICES	RESPONSES	
Under 10	6.10%	15
10-99	31.30%	77
100-199	16.67%	41
200-499	19.11%	47
500 or more	26.83%	66
TOTAL		246